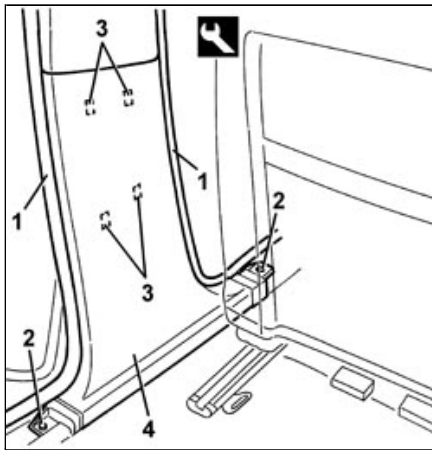


ALFA 159 1.9 JTD 16V CENTRE PILLAR LOWER ELEMENT (ONE), LEFT OR RIGHT - R.R 7040H36



 Removing ([Refitting](#) )

[Op. 7040L40 FRONT DOOR RUNNING BOARD \(ONE\), LEFT OR RIGHT - R.R.](#)

[Op. 7050A20 ONE-PIECE REAR SEAT CUSHION - R.R.](#)

[Op. 7040L44 REAR DOOR RUNNING BOARD \(ONE\), LEFT OR RIGHT - R.R.](#)

- Move the seat into the front end of travel position.



1. Release the door housing seals in the area of the lower pillar cover.

2. Undo the bolts.

3. Release the inner retainers using the special tool.

Tool	Description	Function	Validity
1823015000	Knife	Retainer removal	

4. Keep the lower pillar cover.

 Refitting ([Removing](#) )

- Check that the lower pillar cover is not damaged.

- Place the cover in position and attach the inner retainers.

- Tighten the bolts.

- Fit the door housing seals.

- Place the seat in the correct position.

[Op. 7040L44 REAR DOOR RUNNING BOARD \(ONE\), LEFT OR RIGHT - R.R.](#)

[Op. 7050A20 ONE-PIECE REAR SEAT CUSHION - R.R.](#)

[Op. 7040L40 FRONT DOOR RUNNING BOARD \(ONE\), LEFT OR RIGHT - R.R.](#)