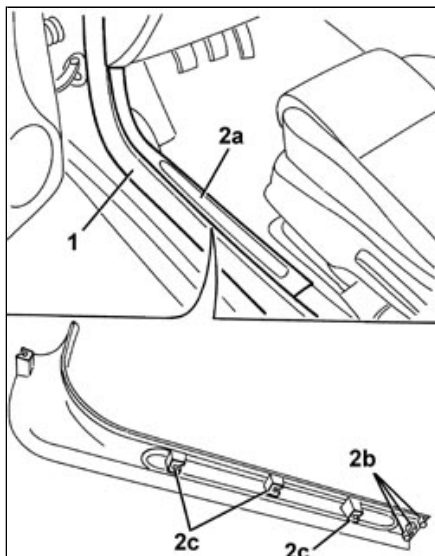




ALFA 159 1.9 JTD 16V FRONT DOOR RUNNING BOARD (ONE), LEFT OR RIGHT - R.R. 7040L40

[back to CENTRE PILLAR UPPER ELEMENT \(ONE\), LEFT OR RIGHT - R.R](#)





 Removing ([Refitting](#) )

- Open the front door.

1. Release the door housing seal in the area of the running board.

2. Remove the running board (2a), lifting it up at the back to release the retainers (2b), then pushing it forwards to release the retainers (2c) and lastly moving it backwards to release the front retainer (2d).

 Refitting ([Removing](#) )

- Check that the running board is not damaged.

- Place the running board in position and attach the retainers.

- Fit the door housing seal.