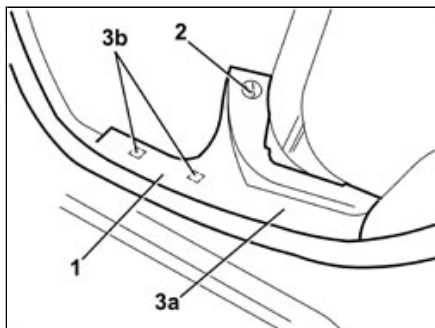




## ALFA 159 1.9 JTD 16V REAR DOOR RUNNING BOARD (ONE), LEFT OR RIGHT - R.R. 7040L44

[back to CENTRE PILLAR UPPER ELEMENT \(ONE\), LEFT OR RIGHT - R.R](#)



---



 Removing ( [Refitting](#)  )

**Op. 7050A20 ONE-PIECE REAR SEAT CUSHION - R.R.**

1. Release the door housing seal in the area of the running board.
2. Undo the bolt.
3. Remove the running board (3a) releasing the internal retainers (3b).

 Refitting ( [Removing](#)  )

- Check that the running board is not damaged.
- Position the running board and attach the inner retainers.
- Tighten the bolt.
- Fit the door housing seal.

**Op. 7050A20 ONE-PIECE REAR SEAT CUSHION - R.R.**