

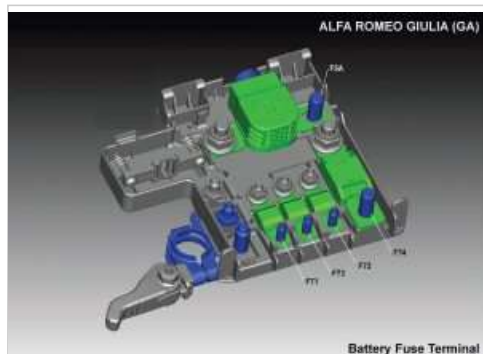
[Alfa Romeo Giulia \(2016 – 2018\) – fuse box diagram](#)

Posted on 23 January 2017 by admin

Alfa Romeo Giulia (2016 – 2018) – fuse box diagram

Year of production: 2016, 2017, 2018

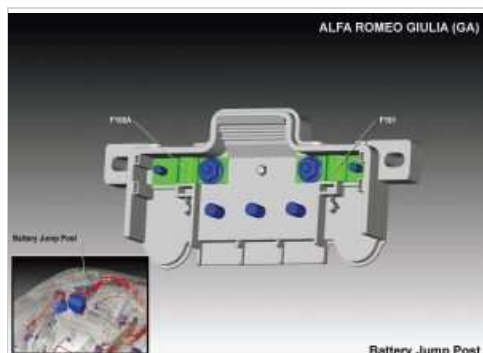
Battery fuse terminal



Alfa Romeo Giulia – fuse box diagram – battery terminal

Fuse	Description	A
F5A	ORC System (Pyrotechnic Fuse)	N/A
F71	IBS (ABS)	30
F72	BCM 1	70
F73	BCM 2	70
F74	Rear PDC	175


Battery jump post



Alfa Romeo Giulia – fuse box diagram – battery jump post

Fuse	Description	A
F100A	Engine cooling fan	80
F101	EPS	80

Underhood – Power distribution Center (PDC)



Underhood - Power Distribution Center (PDC)

Alfa Romeo Giulia – fuse box diagram – battery engine compartment power distribution center (PDC)


FUSES		
Fuse	Description	A
F01	MK C1 ABS Modul	70
F02	Glow plug control unit	60
F03	For BCM relay T38	30
F04	ABS module fans	40
F06	Splitter	30
F07	Main relay (2.9V6 master)	50
F08	N/A	40
F09	+30 ECM (2.02GME – 2.9V6 Salve); +30 P86 main relay	7,5
F10	Horn	15
F11	Engine secondary loads (2.02GME)	15
	Engine primary loads (2.9V6 slave)	
F14	Blow-by heater (2.2JTDM)	15
F16	KL15 fro ECM, ATX, DCTM	5

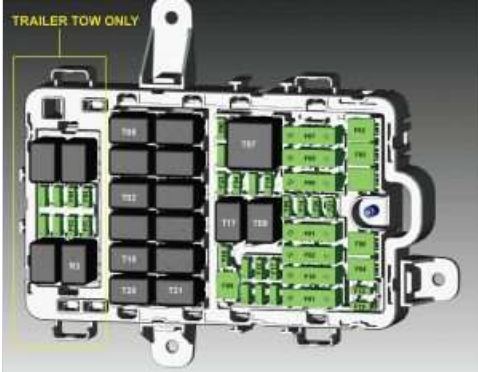
F17	ECM (2.2JTDM)	15
F18	+30 ATC (if equipped)	N/A
F19	A/C Compressor	10
F20	N/A	7,5
F22	ECM engine primary loads (slave 2.9V6 and 2.2JTDM)	20
F23	Additional electric water pump (2.9V6/2.2JTDM)	20
F24	For JTDM engine secondary loads	15
F30	KL30 ATX Lever	10
F82	Windscreen washer	20
F83	AWD*	25
F84	+30 ECM 2.9 V6 Master	7,5
F87	Gerarbox oil cooling circuit electric pump (2.9 V6)	15
F89	Headlight washer pump	30
F90	Left splitter actuator (slave)	20
FXX	Right splitter actuator (master)	20

RELAYS

Relay	Description	A
T07	Main relay (2.9V6 master)	N/A
T09	Main relay (JTDM, GIMe, 2.9V6 slave)	N/A
T17	Headlight washer pump	N/A

Rear – Power distribution Center (PDC)





Rear - Power Distribution Center (PDC)

Alfa Romeo Giulia – fuse box diagram – rear power distribution center (PDC)

FUSES

Fuse	Alternate	Description	A
F01	Fuse F01 40A	TTM	40
F01	Fo1TT	TTM (Trailer tow)	15
F02	USE F02 40A	ECU Chassis domain control	40
F02	F02TT	ECU Chassis domain control (trailer tow)	15
F03	F03TT	N/A (trailer tow)	10
F04	FUSE F04 40A	Heated filter	40
F04	F04TT	Heated filter (trailer tow)	10
F05	FUSE F05 40A	HVAC fan	40
F06	FUSE F06 30A	TV/M/LSDM (power)	30
F07	FUSE F04 60A	PTC3	60
F08	FUSE F08 30A	HI-FI	30
F09	FUSE F09 20A	Passenger's electric seat movement	20
F10	FUSE 10 10A/15A	ANC (Sound system)	10A/15A

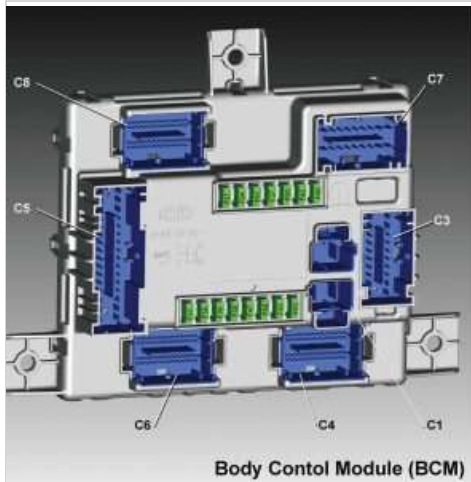
F14	FUSE F14 15A	KL30 ATX	15
F15	FUSE F15 40A	PTC1	40
F17	FUSE F17 7,5A	KL15/A USB REACHER	7,5
F18	FUSE F18 10A	Driver's electric seat movemnet	10
F19	FUSE F19 7,5A	KL30 ECU chassis domain control	7,5
F20	FUSE F20 25A	Power supply for driver's electric seat + driver and passenger heaters	25
F21	FUSE F21 10A	I-DRIVE/USB/AUX port	10
F22	FUSE F22 10A	KL15/A 12V power socket	20
F23	FUSE F23 20A	Sunroof (BCM)	20
F81	FUSE F81 60A	PTC2	60
F82	FUSE F82 20A	BCM for key relay	20
F83	FUSE F83 30A	Fuel pump (2.9V/2.2 JTDM)	30
F84	FUSE F84 5A	TVM/LSDL (electronic)	5
F88	FUSE F88 7,5A	Heated mirrors/heated windscreen washer nozzles	7,5
F89	FUSE F89 30A	Rear window defroster	30
F30	FUSE F90 5A	IBS	5

RELAYS

Relay	Alternate	Description	A
R3	N/A	Trailer tow	N/A

T02	N/A	Active damping	N/A
T07	N/A	PTC 3	N/A
T08	N/A	Power seat	N/A
T09	N/A	Power outlet	N/A
T10	N/A	Fuel pump	N/A
T17	N/A	Rear defroster	N/A
T20	N/A	Blower motor	N/A
T31	N/A	Filter heater	N/A

Body Control Module (BCM)



Alfa Romeo Giulia – fuse box diagram – body control module BCM

FUSES

Fuse	Description	A
F31	Int/A power supply (key-on)	7,5
F33	Electric window motor driver's side	25
F34	Electric window motor passenger's side	25
F36	Direct power supply from battery +30	15
F37	Int power supply (key-on)	10
F38	Central door locking	20
F42	Int key-on power supply (possible use for ECU 6.1)	7,5
F43	Windscreen washer pump	20
F47	Rear electric window motor left side	25

F48	Rear electric window motor left side	25
F49	Int key-on power supply	7,5
F50	Int key-on power supply (possible use for ECU 6.1)	7,5
F51	N/A	7,5
F53	Direct power supply from battery +30	7,5
F94	Power sockets	15

2.9L AUX PDC Underhood



2.9L AUX PDC Underhood

Alfa Romeo Giulia – fuse box diagram –
2.9 AUX PDC Underhood

FUSES

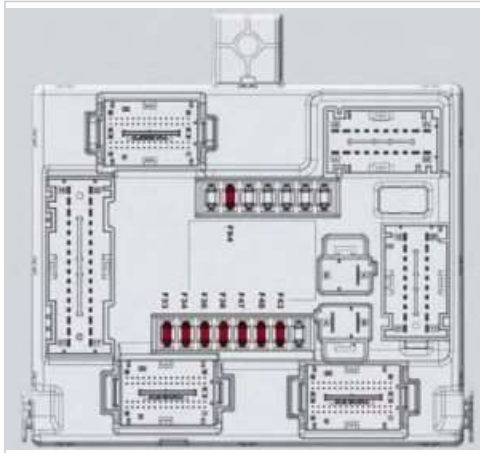
Fuse	Description	A
F1	Splitter actuators	10
F4	Secondary master	5
F5	Secondary loads (slave)	25
F7	Primary loads ECM master	20

RELAYS

Relay	Description
R1	Horns
R2	A/C Clutch
R6	Starter solenoid 1
T52	Water pump
T53	Blow by control

Control Unit Under Passenger Side Footboard


The fuses locate below the passenger side foot.



Alfa Romeo Giulia – fuse box –
passenger side control unit

Function	Fuse	Ampere rating
Front power window (driver side)	F33	25
Front power window (passenger side)	F34	25
Supply for Connect system, Climate Control system, Alarm, Power door mirror folding, EOBD system, USB port	F36	15
Safe Lock device (driver side door unlock – if equipped), Doors unlock, Central lock	F38	20
Windshield washer pump	F43	20
Rear left power window	F47	25
Rear right power window	F48	25
Heater rear window coil, cigar lighter	F94	15

Luggage Compartment Fuse Box



Alfa Romeo Giulia – fuse box –
luggage compartment

Function	Fuse	Ampere rating [A]
Tow hook module (TTM)	F1	40
Hi-Fi system	F8	30
KL15/a USB Recharge (C070)	F17	7,5
I-Drive / USB / AUX port	F21	10
KL15/a 12V Power outlet (R053)	F22	20

WARNING: Terminal and harness assignments for individual connectors will vary depending on vehicle equipment level, model, and market.

 [Alfa Romeo](#), [Giulia](#)  [electricity](#).

Languages

 English ▼

Brands

- [Abarth\(7\)](#) ▶
- [Acura\(97\)](#) ▶
- [Aixam\(1\)](#) ▶
- [Alfa Romeo\(28\)](#) ▶
- [Ariel\(1\)](#) ▶
- [Aston Martin\(2\)](#) ▶
- [Audi\(62\)](#) ▶
- [BMW\(37\)](#) ▶
- [Bobcat\(9\)](#) ▶
- [Buick\(99\)](#) ▶
- [Cadillac\(102\)](#) ▶
- [Caterham\(1\)](#) ▶
- [Chery\(4\)](#) ▶
- [Chevrolet\(252\)](#) ▶
- [Chrysler\(67\)](#) ▶
- [Citroen\(42\)](#) ▶
- [Dacia\(12\)](#) ▶
- [Daewoo\(10\)](#) ▶
- [DAF\(1\)](#) ▶
- [Daihatsu\(4\)](#) ▶
- [Datsun\(3\)](#) ▶
- [Dodge\(115\)](#) ▶
- [Eagle\(15\)](#) ▶
- [Ferrari\(8\)](#) ▶
- [Fiat\(59\)](#) ▶
- [Ford\(340\)](#) ▶
- [Freightliner\(1\)](#) ▶
- [G-WIZ\(1\)](#)
- [Genesis\(1\)](#) ▶
- [Geo\(4\)](#) ▶
- [Georgie Boy\(1\)](#)
- [GMC\(84\)](#) ▶
- [Haval\(1\)](#) ▶
- [Honda\(128\)](#) ▶

- [HUMMER\(11\)▾](#)
- [Hyundai\(131\)▾](#)
- [IKCO\(2\)▾](#)
- [Infiniti\(4\)▾](#)
- [IRAN Khodro\(4\)▾](#)
- [Isuzu\(41\)▾](#)
- [Iveco\(9\)▾](#)
- [Jaguar\(3\)▾](#)
- [Jayco\(3\)▾](#)
- [JCB\(3\)▾](#)
- [Jeep\(58\)▾](#)
- [Kia\(125\)▾](#)
- [Komatsu\(6\)▾](#)
- [Kubota\(17\)▾](#)
- [Lada\(3\)▾](#)
- [Lancia\(18\)▾](#)
- [Land Rover\(24\)▾](#)
- [Lexus\(80\)▾](#)
- [Lifan\(4\)▾](#)
- [Lincoln\(47\)▾](#)
- [Lotus\(2\)▾](#)
- [LTI\(1\)▾](#)
- [Maruti Suzuki\(30\)▾](#)
- [Mazda\(112\)▾](#)
- [Mercedes-Benz\(88\)▾](#)
- [Mercury\(51\)▾](#)
- [MG\(6\)▾](#)
- [MINI\(1\)▾](#)
- [Mitsubishi\(19\)▾](#)
- [New Holland\(1\)▾](#)
- [Nissan\(26\)▾](#)
- [Oldsmobile\(65\)▾](#)
- [Opel\(46\)▾](#)
- [Peugeot\(156\)▾](#)
- [Plymouth\(5\)▾](#)
- [Pontiac\(89\)▾](#)
- [Porsche\(11\)▾](#)
- [RAM\(36\)▾](#)
- [Range Rover\(2\)▾](#)
- [Renault\(52\)▾](#)
- [Rover\(3\)▾](#)
- [Saab\(35\)▾](#)
- [Saturn\(18\)▾](#)
- [Scion\(12\)▾](#)
- [Seat\(62\)▾](#)
- [Skoda\(71\)▾](#)
- [Smart\(18\)▾](#)
- [SsangYong\(2\)▾](#)
- [Subaru\(75\)▾](#)
- [Suzuki\(17\)▾](#)
- [TATA\(13\)▾](#)
- [Tesla\(4\)▾](#)
- [Toyota\(243\)▾](#)
- [TVR\(2\)▾](#)
- [Vauxhall\(49\)▾](#)
- [Victory\(53\)▾](#)
- [Volkswagen\(70\)▾](#)
- [Volvo\(193\)▾](#)

- [Western Star\(1\)](#)
 - [Wuling\(1\)](#)▶
 - [Yuchai\(3\)](#)▶
-